


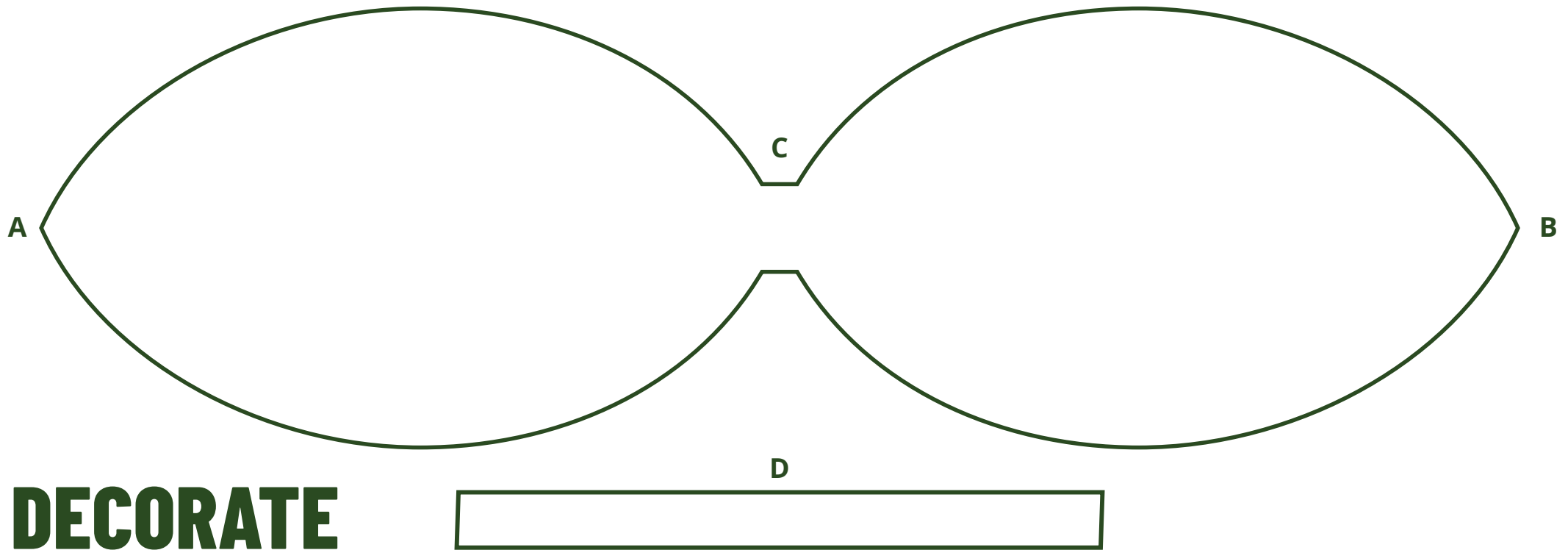
# DECORATE YOUR OWN GLASSES

1. Colour in the template however you want using bright colours and patterns (e.g. neons, spots and stripes or a retro look)
2. Cut out the glasses and glue the handles to either side.



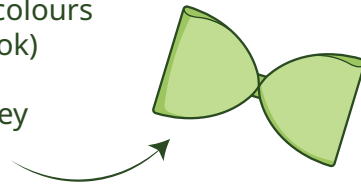
# CUT OUT YOUR OWN GLASSES

1. Cut out the glasses template
2. Glue the handles to either side.




# DECORATE YOUR OWN GLASSES

1. Colour in the template however you want using bright colours and patterns (e.g. neons, spots and stripes or a retro look)
2. Cut out the template and fold points A and B over so they touch at point C. It should look something like this.
3. Wrap section D around the middle to tidy everything up. Cut off any excess.







# CUT OUT YOUR OWN GLASSES

1. Cut out the glasses template
2. Glue the handles to either side.